

# TeamViewer 7 (Windows)

## Meetings and Presentations

Expand your possibilities as well and start using TeamViewer 7 for online meetings today.

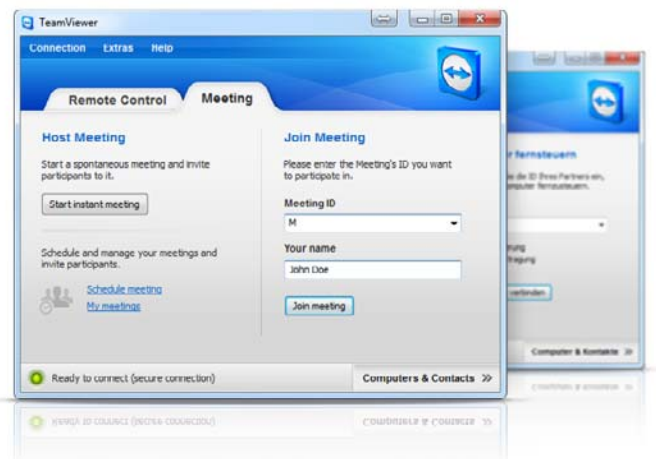
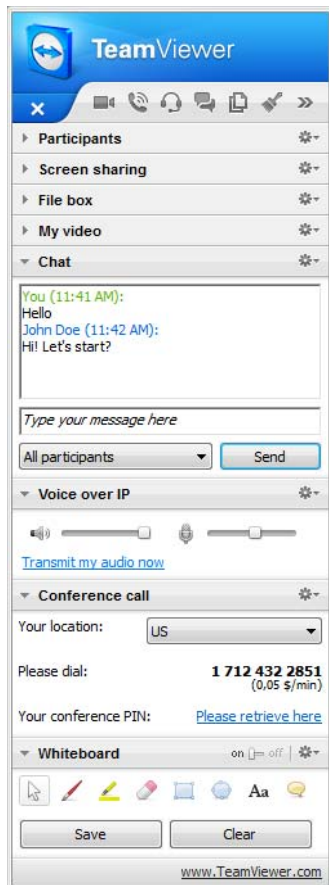
### Instant Meeting

With just one click, you can start your meeting even before adding any participants - ideal for preparation and testing. Invite your colleagues, business partners or clients on the fly.



### Up To 25 Participants

Invite up to 25 participants to your meeting. From marketing presentations with potential new clients in a personal 1:1 scale, to large international meetings, anything is possible.



### Schedule Meetings

Schedule your meetings and send invitations directly from your email client. Use the new „My Meetings“ functionality in your TeamViewer account to maintain the perfect overview of all your planned meetings.



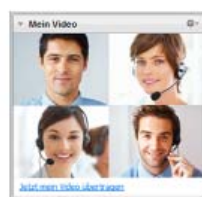
### Mobile Participation On The Road

With the new TeamViewer Apps for iPhone, iPad and Android, participation in meetings is possible at any time from the road. That way, you and your colleagues will never again miss important discussions.



### Presenter – Organizer – Participant

Assign different rights to your participants during a meeting. Name one participant the organizer. This person will have expanded rights in order to support you during the meeting. Alternatively you can give another participant the presenter role so that this person can share their screen.



### Communication Tools

Now all participants can see and hear each other. During a meeting, they are connected via Voice over IP and Webcam. Additional tools, such as chat, whiteboard or telephone conferences, support the acoustic and visual exchange of ideas. Choose from a variety of communication tools for lively meetings and presentations.

### File Box

Would you like to make files available for download during a meeting? Simply copy the desired documents into the shared file box via Drag & Drop and easily and quickly exchange them at will.



### Record Presentations

Record your screen presentations and convert your video into the AVI format. This way, you can edit your videos at will.

### Movable TeamViewer Panel

When presenting your entire screen, just drag your TeamViewer Panel to each desired position – even, for example, to a second monitor, to have a complete view of all the important screen areas.

