

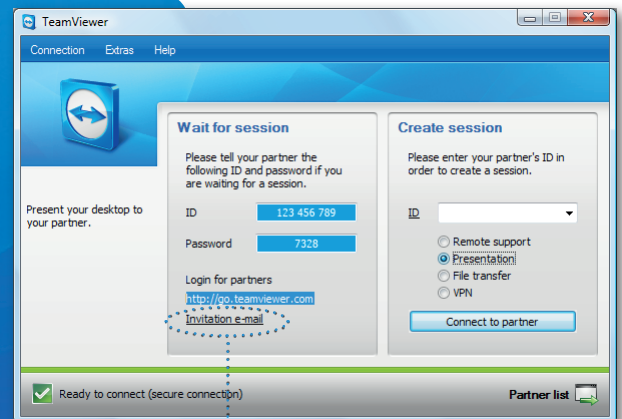



TeamViewer – Web Presentation

Would you like to give a presentation with several participants?
We will show you how to accomplish that in just three steps.

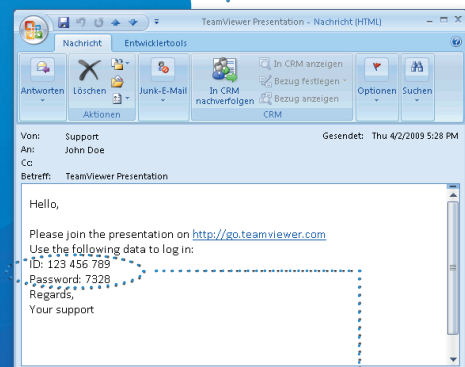
You start...

your TeamViewer and select the presentation mode. Click on the link 'Invitation e-mail' in the lower part of the application window.



You send...

an invitation email to all the participants. It contains a link to the website <http://go.teamviewer.com>, the ID of the presenter and the session password.



Your customers connect...

to the website <http://go.teamviewer.com> and log on using the ID and password from the invitation e-mail. In no time the participants can see your desktop in their browser window.

